


Dog/Cat Hand Puppet



Supplies

- Dog/Cat face Template
- Sheet of construction paper
- glue stick
- scissors
- Crayons


Instructions:



Fold your Construction Paper sheet in 3 length wise folds & secure with glue.




Now fold your paper in half. Then fold over flaps so you have a M shape.



Now color ears of Dog/Cat then cut out the Dog or Cat face pieces. Glue them all in place.

Put your fingers in the ends and make your Dog/Cat talk.



whiskers

Eye patch

Cat

Dog

